



City of Oak Harbor Clean Water Facility Project

[Welcome](#)[How We Got Here](#)[Design Concepts: Setting](#)[Design Concepts: Materials](#)[Views](#)[Public Space](#)[Educational Opportunities](#)[Thank you](#)

Welcome

[Next](#)

You found us — welcome to the Oak Harbor Clean Water Facility online design open house! The City of Oak Harbor hosted an in-person design open house on August 12, 2015 to gather community feedback for this new essential wastewater facility that will be built in Windjammer Park.

The online open house is intended to:

- Provide the latest information about the facility design.
- Introduce two design concepts (A & B), and get your feedback for how they can be incorporated into the Windjammer Park site.
- Get your feedback for additional attributes of the design, including landscaping and educational opportunities.

This open house will be live until August 21, 2015. All feedback from the online and in-person open houses will be provided to City Council on August 26, 2015.

How to use the online open house

We encourage you to visit all of the online open house station pages, take a look at the design concepts and leave your feedback. Navigate through the open house by clicking "next" or using the navigation tab at the top of this page.

Please answer the specific feedback questions on each page, starting with the *Design Concepts: Setting* page. For general comments on the project or design, you can take notes as you go in the comment form on the bottom of each page and submit them on the last page.

[Next page](#)

Take notes as you go

You can submit these notes in the final section.

asdfasdf



City of Oak Harbor Clean Water Facility Project

How We Got Here

Next

The City of Oak Harbor must modernize its existing wastewater system to improve aging infrastructure, serve the community, and better protect Puget Sound. The City's current wastewater treatment system is aging, difficult to maintain, nearing capacity, and not equipped to meet future water quality standards. The City is building a new facility that will deliver long-term reliable service to the communities we serve in Oak Harbor.

A design workshop/"charrette" group, representing many perspectives in the Oak Harbor community, provided feedback that has shaped the treatment facility design. Here's what they said:

Ideas incorporated and ready for continued design:

- "Campus" concept (breaking up the buildings)
- Windows to keep the design open and light
- Varied rooflines
- Landscaping to integrate with the beach park setting
- Design "camouflages" the building
- Existing sightlines prioritized
- Opportunities for community interaction with the facility
- Set the stage for future development in Oak Harbor's downtown corridor

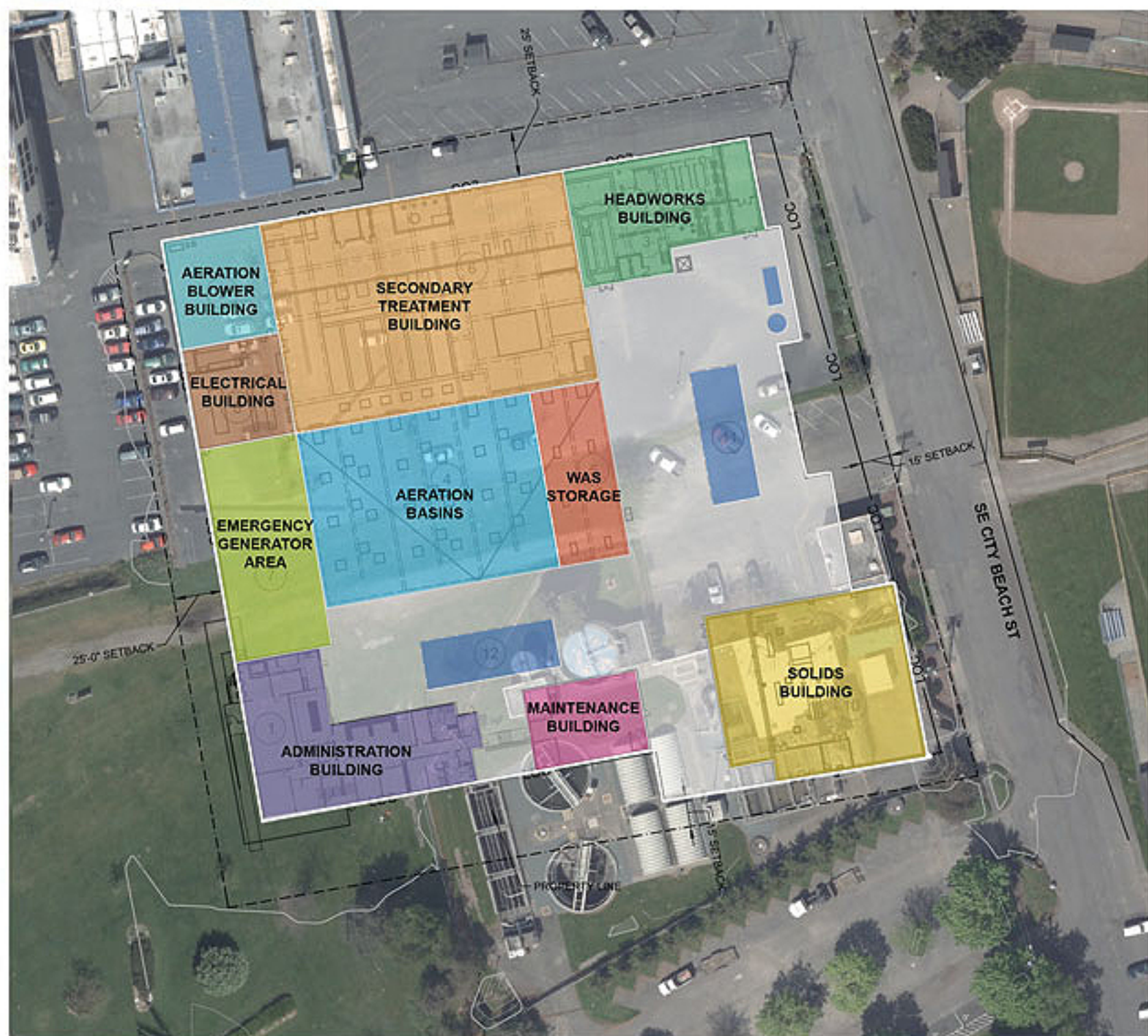
The design team was encouraged to continue working on the following aspects to:

- Celebrate the City Beach corner park entrance as a gateway
- Break the facade into smaller sections
- Continue to keep sightlines in mind
- Offer methods for cover and respite for pedestrians
- Incorporate contemporary architecture and traditional Northwest architecture
- Continue to explore exterior building material options; the charrette group was split between a brick exterior and a stone and wood exterior
- Update the community continually and promptly
- Incorporate building features and way-finding near parking along Southeast Pioneer Way

These springboard ideas set the stage for the questions



Facility Site Layout



Next page

Take notes as you go

You can submit these notes in the final section.

asdfasdf



City of Oak Harbor Clean Water Facility Project

Design Concepts: Setting

Next

Design Concepts: Setting

Based on the feedback gathered from the design workshop/"charrette" group, input from City Council and the community, the project team has developed two design concepts for the future Clean Water Facility that will be located in Windjammer Park.

Please consider images of design concepts A & B (click to enlarge) to answer the questions below.

1. Which design best fits into the Windjammer Park location and why?

Concept A

Concept B

Why?

2. For either concept, should the design "make a statement," or provide/fade into the backdrop of the park?

Make a statement

Provide a backdrop

Why?

[Done](#)

Concept A



Concept B



Next page

Take notes as you go

You can submit these notes in the final section.

asdfasdf



City of Oak Harbor Clean Water Facility Project

- Welcome
- How We Got Here
- Design Concepts: Setting
- Design Concepts: Materials**
- Views
- Public Space
- Educational Opportunities
- Thank you

Design Concepts: Materials

Next

Design Concepts: Materials

The exterior materials of the facility may help to set a tone for future park amenities and/or future development downtown. Materials used for design concepts will vary depending on which design is selected.

Please consider images of design concepts A & B (click to enlarge) to answer the questions below.

1. Which design sets a tone you would like to see repeated either within the park (i.e. shelters, restrooms, etc.) and/or in future downtown development?

Design Concept A
 Design Concept B

Why?

[Done](#)

Exterior Finish Materials – Design Concept A



Exterior Finish Materials – Design Concept B



Next page

Take notes as you go

You can submit these notes in the final section.

asdfasdf



City of Oak Harbor Clean Water Facility Project

Views

Next

Views and Sightlines

The design team recognizes three sightlines that are important to the community:

- City Beach St. to the Bay
- Views from the park
- Views from Pioneer Way/downtown

Does the design maintain and/or enhance these sightlines? Consider the images (click to enlarge), which show current views (before) and renderings that include the facility, once built (after).

Note: all images were created using Design Concept A; Design Concept B is similar in scale.

1. City Beach St. to the Bay

Yes, maintains/enhances

No, does not maintain/enhance

No opinion

Why?

2. Views from the park

Yes, maintains/enhances

No, does not maintain/enhance

No opinion

Why?

City Beach Street to the Bay (Before/After)



Views from the Park – Parking Lot (Before/After)



Views from the Park – Baseball Fields (Before/After)



Views from Pioneer Way/Downtown (Before/After)



Next page

Take notes as you go

You can submit these notes in the final section.

asdfasdf



City of Oak Harbor Clean Water Facility Project

Public Space

Next

Landscaping and Public Space

The landscape design surrounding the facility will integrate into Windjammer Park. This presents an opportunity to enhance public space around the facility, such as sidewalks. The design team's goal has been to integrate with its beach park setting.

Please consider the landscape plans (click to enlarge) to answer the questions below.
Note: these plans were created using Design Concept A. Materials and plantings will be adapted to the final concept chosen.

1. Does the landscape site plan and design improve sidewalks and park access?

Yes
 No

Why?

2. Do the plantings reflect the beach park setting?

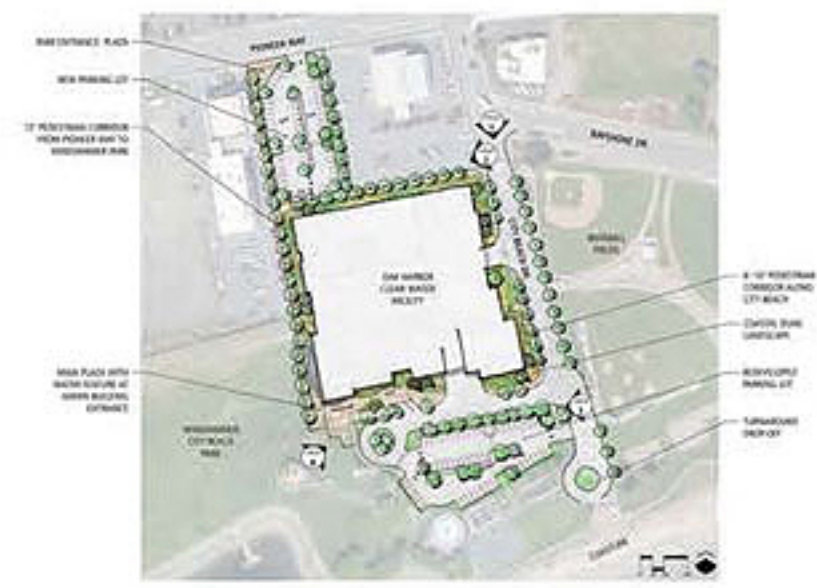
Yes
 No

Other (please specify)

3. What other comments do you have about landscaping?

Done

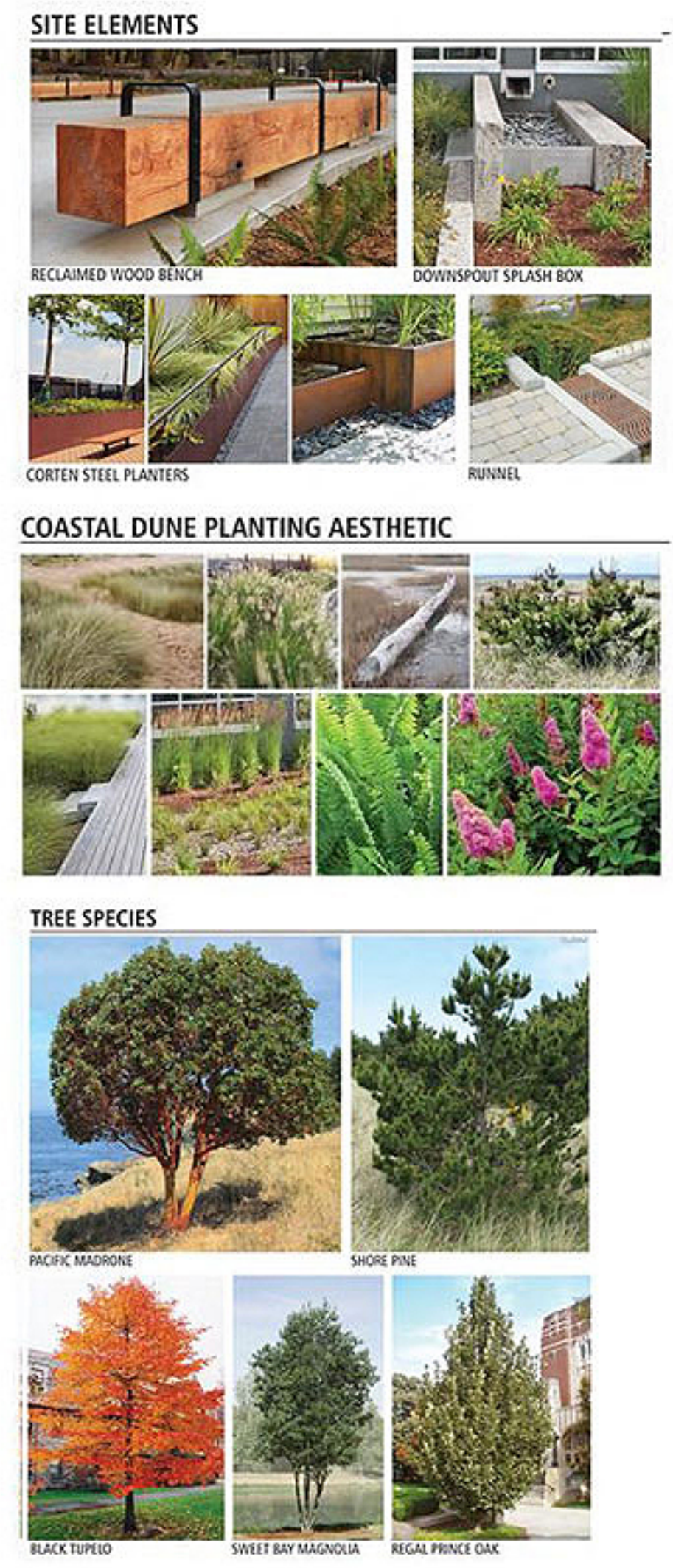
Landscape Site Plan



Landscape Perspectives



Landscape Materials and Plantings



Next page

Take notes as you go

You can submit these notes in the final section.

ascifasdf



City of Oak Harbor Clean Water Facility Project

Educational Opportunities

Next

Educational and Interpretive Opportunities

The facility, regardless of the design concept selected, has a strong potential for community interactions by including educational and/or interpretive features. These types of features can radiate a museum feel, emphasizing the educational aspects of the facility and enhancing this space for the community.

Examples are provided to start a brainstorm. We have provided three categories to get you started, but want to hear all ideas - if you don't know where your idea(s) fits, place it in the "other ideas" box!

History and local lore

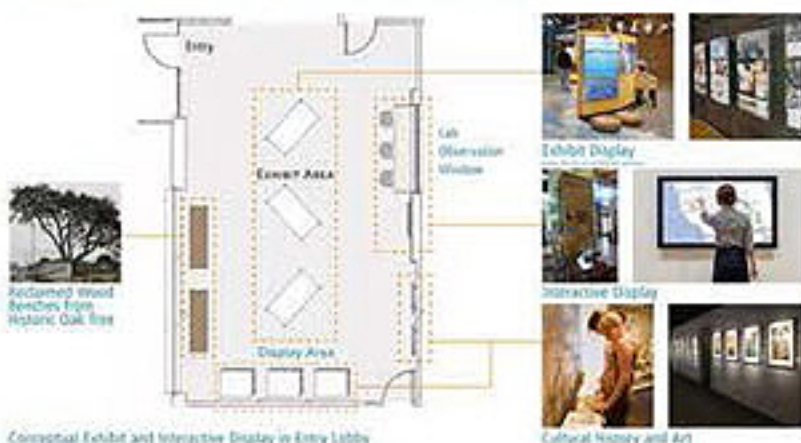
Biology and ecology

Wastewater engineering and infrastructure

Other ideas

Done

Interpretive Display Concepts



Next page

Take notes as you go

You can submit these notes in the final section.



City of Oak Harbor Clean Water Facility Project

Thank you

The City of Oak Harbor appreciates your time and feedback. Please visit the **project website** for more information about the project.

First Name (optional)

Last Name (optional)

- I live in Oak Harbor
- I work in Oak Harbor
- I visit Oak Harbor

If you would like to receive our newsletter, please provide your email address

Comment

asdfsdf



Take notes as you go

You can submit these notes in the final section.

asdfsdf

